

Maximize your time at KBIS 2025



1 Update your profile

Make the best first impression with a profile picture and powerful headline.

NAVIGATION

[Edit Profile](#)

[Manage My Availability](#)

[Account Settings](#)

MORE

2 Manage your availability

Prevent unnecessary rescheduling and meeting conflicts.

Range of daily availability ?

All times shown in Event Local Time

00:00 to 24:00

Event Days

[Edit Availability](#)

☒ Monday - April

Done

Select the times that you are **unavailable** on this day

from 11:00 to 12:00

from Select to Select

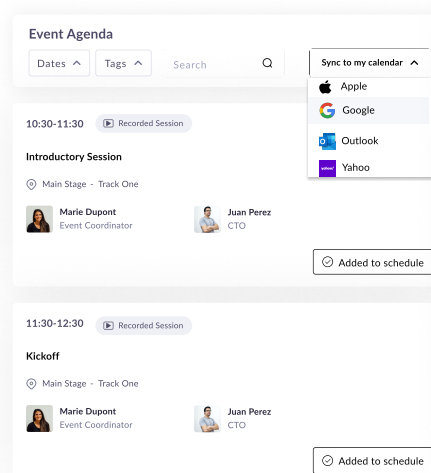
☒ Tuesday - April

3 Build your event experience

- Expand your network by reviewing your AI-powered recommendations and exploring profile lists. Connect by sending meeting invites or showing interest in profiles.
- Explore the agenda to further customize your event experience

PRO TIP

Subscribe to your calendar to add confirmed meetings and bookmarked sessions to your calendar



Recommended for you



Daria Danilina

Visitor - London, UK - Booth 232
Summer Associate at Balderton Capital, MBA at London Business School, formerly Dropbox & HSBC

[Interested](#) [Skip](#)

Potential Handshake
John is interested in meeting you

Looking to meet:
Venture Capital, Automotive Industry, Government Service Providers and Software Developers

Interested In
Artificial Intelligence, Multi Agent Systems and Natural Language Processing

Common Connections
Steffan Ellay, John Doe and Pablo Fernandez

Common Industry
Daria also works in Computer Software

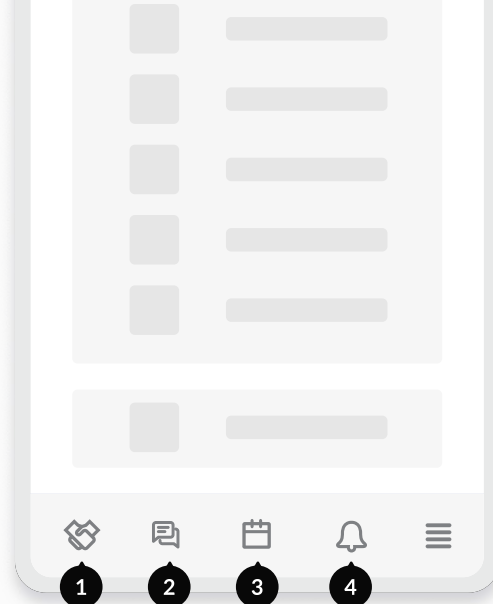
Common connections



Images above are mockups for illustrative purposes. Actual event platform appearance may vary. We've carefully crafted this guide to help you harness the full potential of our event platform to prepare for KBIS 2025. Scan the QR code or [click here](#) for more in-depth resources.



The KBIS 2025 Mobile App



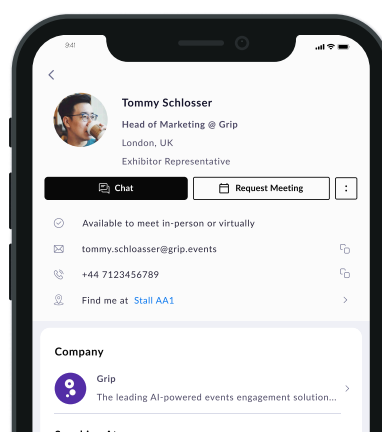
1 Discover KBIS 2025

Your central hub for KBIS 2025. Access essential information and personalized content.



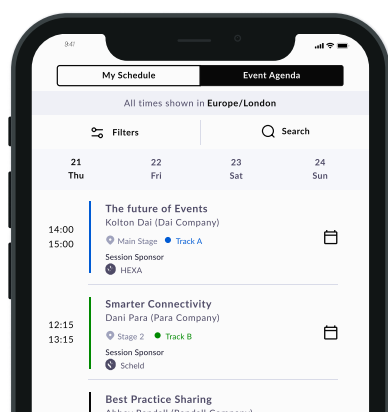
2 Chat with connections

Ensure you've made a connection or confirmed a meeting to initiate chats.



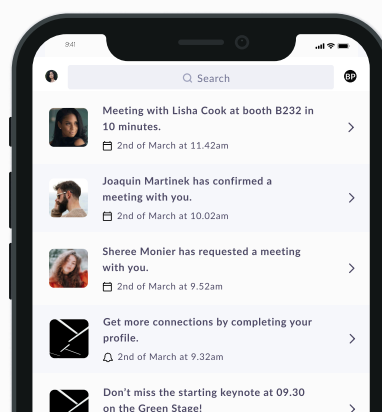
3 Follow your schedule

Keep track of your day. Note: Adding sessions to your schedule doesn't reserve seats—arrive early!



4 Get notified

Never miss an update or opportunity! Turn on your notifications to be reminded of meetings and to receive event updates.



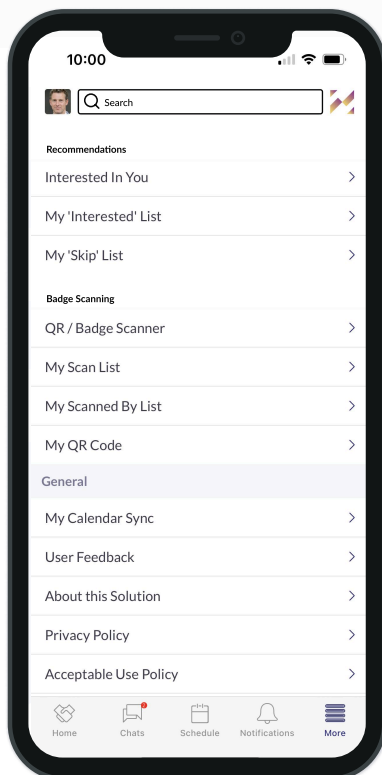
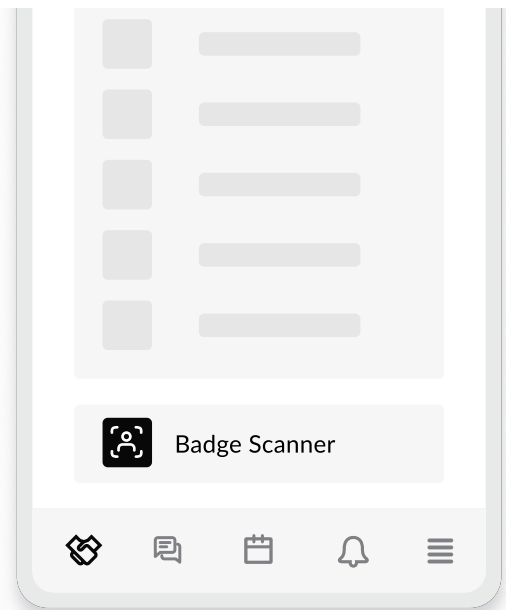
Images above are mockups for illustrative purposes. Actual event platform appearance may vary. We've carefully crafted this guide to help you harness the full potential of our event platform to prepare for KBIS 2025. Scan the QR code or [click here](#) for more in-depth resources.



Badge Scanning at KBIS 2025

1 Scan

Quickly scan a QR code to exchange contact information; be mindful that badge scans will share your email and phone number, even if you've opted to keep those private.



2 Continue the conversation

Don't just collect contacts—scanning a QR code connects you in the app, allowing you to quickly book a meeting unlocking the ability to continue conversations via chat.




Images above are mockups for illustrative purposes. Actual event platform appearance may vary. We've carefully crafted this guide to help you harness the full potential of our event platform to prepare for KBIS 2025. Scan the QR code or [click here](#) for more in-depth resources.



What to do after KBIS 2025

Personal Exports

Download your connections and accepted meetings for a seamless transition back to your day-to-day.



Images above are mockups for illustrative purposes. Actual event platform appearance may vary. We've carefully crafted this guide to help you harness the full potential of our event platform to prepare for KBIS 2025. Scan the QR code or [click here](#) for more in-depth resources.

